



**Welcome back to
Silver Lake!**

Agenda

- Intro
- Expectations and Tips
- Schedule
- iReady
- Diagnostic
- Counselor
- Math Tips
- ELA Tips
- Parent Q/A and Feedback
- Dates

- Intro
- Expectativas y consejos
- Calendario
- iReady
- Diagnostic
- Consejero
- Consejos de matemáticas
- Consejos de ELA
- Preguntas y respuestas de los padres y comentarios
- Fechas

- вступление
- Ожидания и советы
- График
- iReady
- Диагностика
- Советник
- Подсказки по математике
- Советы ELA
- Вопросы и ответы родителей и отзывы
- Даты



**Mr. Natividad
Principal**




**Mrs. Fuller
Assistant Principal**

Office Staff



Ms. Harris
Office Manager

Mrs. Lipp-Shuffelen
Office Assistant



Mrs. Surowiec
Counselor



Pride

Silver Lake Elementary Staff 2020-2021

5050-5051

5050-5051





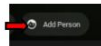
Quick Start for Students on Chromebook

Chromebook Log-In

Log-in with your **student ID number** @apps.everettsd.org. On the following screen, insert your **student ID number** only and **district password**



If needed, choose **Add Person** on the bottom of the screen to access the log-in screen



Student Tools

Once logged-in, you should see the **Chrome browser** opened with your school homepage on one of the tabs on the top of the browser



On the school homepage click on **Students** on the top menu

This will take you to the **Student Tools** page where you will be able to access all student tools and services. Canvas, Google Apps, and Office 365 for example



If you are asked to sign-in, sign-in with your **student ID number** for the username and **district password**



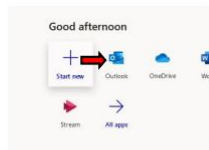
Quick Start for Students on Chromebook

Office 365 Sign-In (E-Mail, OneDrive, MS Word, etc.)

Once on the Student Tools page, locate the **Office 365** sign-in towards the bottom and click. Sign-in with your student ID number@apps.everettsd.org (#####@apps.everettsd.org for example). On the following screen if prompted, sign-in only with your **student ID number** and **password**

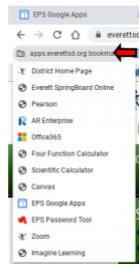


Once signed-in, choose **Outlook** on the top to access your student e-mail online



Managed Bookmarks

Managed bookmarks are located on the top-left of the Chrome browser. Here you will have quick access to Office 365, Canvas, and Zoom for example



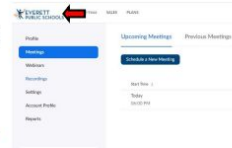
Quick Start for Students on Chromebook

Zoom

In Managed bookmarks, locate the **Zoom** link on the bottom. Click **Join** to join a meeting and enter the **meeting ID** provided to you. You may also be asked for the **meeting password** which should have also been provided to you



On the main Zoom link, choose **Sign in** to adjust your Zoom settings and view upcoming meetings with teachers. Sign-in with your **student ID** and **password** if needed. Confirm on the settings page that you are signed into the EPS Zoom account by seeing the **EPS logo** on the top-left



Additional Chromebook Tips

Connect to the **Internet** clicking on the clock on the bottom-right and then choosing the fan icon on the top-left of the pop-up menu

Adjust the **brightness** using the two wheel keys on top of the keyboard

Adjust the **volume** using the three speaker keys on top of the keyboard

Zoom in and **out** of the screen using the CTRL + and - keys on the keyboard CTRL and 0 key to reset the zoom

Rotate the screen if needed using the CTRL-SHIFT-Refresh keys on the keyboard Refresh key is the circular-arrow on top of the keyboard

Adjust overall **Chromebook settings** clicking on the clock on the bottom-right and then choosing the wheel icon on the top of the pop-up menu



Distance Learning Mustangs

L.E.A.D.

We are:

Respectful L	<ul style="list-style-type: none">• Video on at all times **• Follow instructions• Take turns talking (wait for your turn)• Use the 'raise your hand' feature• Use chat features appropriately• Mute microphone when others are speaking
Responsible E	<ul style="list-style-type: none">• Log in on time• Be prepared/Materials organized• Come to class with device charged/Have a backup plan if you get disconnected• Be present and actively engaged• Set daily goals• Complete tasks on time• Ask for help if needed• Keep food and drink away from device/No eating meals• Use chat appropriately• Wear school-appropriate clothing
Safe S	<ul style="list-style-type: none">• Choose an appropriate, distraction free work space• Use equipment as intended• Calm body/talking voice• Keep login and passwords private• Only use approved websites and apps• Limit screen time outside of school assignments
Kind D	<ul style="list-style-type: none">• Use kind words• Use proper text etiquette• Help each other during group assignments• Share and collaborate• Resolve conflicts peacefully

Student Expectations

Silver Lake Elementary Expectations for Distance Learning

BE ON TIME

Log on a few minutes before class




BE IN A QUIET PLACE

Find a quiet place to learn



BE PREPARED

Computer is charged
Use headphones if you have them



PRESENTATION

Wear appropriate clothing
Sit up straight
Be in camera view (camera on)



MUTE YOURSELF

Mute yourself when your teacher or
another student is talking



PARTICIPATION

Be an active participant
Be focused
Be attentive



CHAT RESPONSIBLY

Raise your hand on camera to speak
(just like in class) or
Type your question in the chat box



COMMUNICATION

Speak clearly
Look up when speaking
Stay on topic









BE RESPECTFUL

R-E-S-P-E-C-T
Be kind
Be considerate



Ways to help your child be successful

Before Class Meeting Starts	During Class Meeting	After the Meeting
<p>Students should be well rested, eat before class, & wear appropriate clothing</p> 	<p>Encourage student independence Get students started & walk away Be close if technical help is needed</p> 	<p>Follow regular break times for eating & movement</p> 
<p>Have materials ready Find a distraction-free student workspace</p> 	<p>Keep the camera on & microphones muted during lessons (unless directed by teacher)</p> 	<p>Remind students to independently on their work Check Canvas for supports & to connect with your teacher</p> 

Have materials ready
Find a distraction-free student
workspace



Keep the camera on &
microphones muted during lessons
(unless directed by teacher)



Remind students to independently on
their work
Check [Canvas](#) for supports & to
connect with your teacher



Model how to log into [zoom](#) and [canvas](#)
so students can independently do it

SMART!



Stay charged
Plug the computer in each night





Remind your student to follow their
[schedule](#)

Can I help you?



Ways to help
your child be
successful

Ways to help your child be successful



KINDERGARTEN SCHEDULE

Daily Schedule Kindergarten

Time	Monday-Thursday
9:15 - 9:40	Morning Announcements, Morning Meeting, Attendance
9:40 - 10:55	ELA - Language Arts (Whole group, small group)
10:55 - 12:10	Math - Mathematics (Whole group, small group)
12:10 - 12:55	<i>Lunch and Recess Time</i>
12:55 - 1:30	iReady, Imagine Learning, Extra Support
1:30 - 1:45	<i>Recess- Get outside and play!</i>
1:45 - 2:25	Specialists (PE, Music, STEAM, Library) see below
2:25 - 3:30	Science/Writing/SEL

Specialist	Mon	Tues	Wed	Thurs
PE	Koellmer Jones Denham			Martinez Tinsley Costley
Music	Martinez Tinsley Costley	Koellmer Jones Denham		
STEAM		Martinez Tinsley Costley	Koellmer Jones Denham	
Library			Martinez Tinsley Costley	Koellmer Jones Denham

KINDERGARTEN FRIDAY SCHEDULE

Time	Friday
9:15 - 9:40	Morning Announcements, Morning Meeting, Attendance
9:40 - 10:55	Math Instruction
10:55 - 12:10	ELA Instruction
12:10 - 12:55	<i>Lunch and Recess Time</i>
12:55 - 1:25	Specialists (PE, Music, STEAM, Library) see below
1:25 - 1:55	iReady, Imagine Learning, Extra Support
1:55 - 2:15	SEL/Extra Support
2:15	Early Release

	<u>A Days</u>	<u>B Days</u>	<u>C Days</u>	<u>D Day</u>	<u>E Days</u>
Fridays 12:55-1:25	9/11 10/16 11/20	9/18 10/23 12/4	9/25 10/30 12/11	10/2 11/6 12/18	10/9 11/13
PE	Kinder*				
Music		Kinder*			
STEAM			Kinder*		
Library				Kinder*	
SEL					Kinder*

*all classes

FIRST GRADE SCHEDULE

Time	Monday-Thursday
9:15 - 9:40	Morning Announcements, Morning Meeting, Attendance
9:40 - 10:55	Math - Mathematics (Whole group, small group)
10:55 - 12:10	ELA - Language Arts (Whole group, small group)
12:10 - 12:55	<i>Lunch and Recess Time</i>
12:55 - 1:30	iReady, Imagine Learning, Extra Support
1:30 - 1:45	Recess- Get outside and play!
1:45 - 2:25	Specialists (PE, Music, STEAM, Library) see below
2:25 - 3:30	Science/Writing/SEL

Specialist	Mon	Tues	Wed	Thurs
PE		Anderson Lambert Jackson	Rounds Costa	
Music			Anderson Lambert Jackson	Rounds Costa
STEAM	Rounds Costa			Anderson Lambert Jackson
Library	Anderson Lambert Jackson	Rounds Costa		

FIRST GRADE FRIDAY SCHEDULE

Time	Friday
9:15 - 9:40	Morning Announcements, Morning Meeting, Attendance
9:40 - 10:55	Math Instruction
10:55 - 12:10	ELA Instruction
12:10 - 12:55	<i>Lunch and Recess Time</i>
12:55 - 1:25	Specialists (PE, Music, STEAM, Library) see below
1:25 - 1:55	iReady, Imagine Learning, Extra Support
1:55 - 2:15	SEL/Extra Support
2:15	Early Release

	A Days	B Days	C Days	D Day	E Days
Friday 12:55-1:25	9/11 10/16 11/20	9/18 10/23 12/4	9/25 10/30 12/11	10/2 11/6 12/18	10/9 11/13
PE					1st grade*
Music	1st grade*				
STEAM		1st grade*			
Library			1st grade*		
SEL				1st grade*	

* all 1st grade classes

Daily Schedule First Grade

SECOND GRADE SCHEDULE

Daily Schedule Second Grade

Time	Monday-Thursday
9:15 - 9:40	Morning Announcements, Morning Meeting, Attendance
9:40 - 10:55	ELA - Language Arts (Whole group, small group)
10:55 - 12:10	Math - Mathematics (Whole group, small group)
12:10 - 12:55	<i>Lunch and Recess Time</i>
12:55 - 1:35	Specialists (PE, Music, STEAM, Library) see below
1:35 - 1:50	Recess- Get outside and play!
1:50 - 2:55	Science/Writing/SEL
2:55 - 3:30	iReady, Imagine Learning, Extra Support

Specialist	Mon	Tues	Wed	Thurs
PE	Castro Cleland Whitaker			Burger Cronaurer
Music	Burger Cronaurer	Castro Cleland Whitaker		
STEAM		Burger Cronaurer	Castro Cleland Whitaker	
Library			Burger Cronaurer	Castro Cleland Whitaker

SECOND GRADE FRIDAY SCHEDULE

Time	Friday
9:15 - 9:40	Morning Announcements, Morning Meeting, Attendance
9:40 - 10:55	Math Instruction
10:55 - 12:10	ELA Instruction
12:10 - 12:55	<i>Lunch and Recess Time</i>
12:55 - 1:25	Specialists (PE, Music, STEAM, Library) see below
1:25 - 1:55	iReady, Imagine Learning, Extra Support
1:55 - 2:15	SEL/Extra Support
2:15	Early Release

Friday 12:55-1:25	A Days 9/11 10/16 11/20	B Days 9/18 10/23 12/4	C Days 9/25 10/30 12/11	D Day 10/2 11/6 12/18	E Days 10/9 11/13
PE				2nd grade*	
Music					2nd grade*
STEAM	2nd grade*				
Library		2nd grade*			
SEL			2nd grade*		

*all 2nd grade classes

THIRD GRADE SCHEDULE

Daily Schedule Third Grade

Time	Monday-Thursday
9:15 - 9:40	Morning Announcements, Morning Meeting, Attendance
9:40 - 10:55	Math - Mathematics (Whole group, small group)
10:55 - 12:10	ELA - Language Arts (Whole group, small group)
12:10 - 12:55	<i>Lunch and Recess Time</i>
12:55 - 1:35	Specialists (PE, Music, STEAM, Library) see below
1:35 - 1:50	Recess- Get outside and play!
1:50 - 2:55	Science/Writing/SEL
2:55 - 3:30	iReady, Imagine Learning, Extra Support

Specialist	Mon	Tues	Wed	Thurs
PE		Hunter Gilbert	DeVine Van Fleet	
Music			Hunter Gilbert	DeVine Van Fleet
STEAM	DeVine Van Fleet			Hunter Gilbert
Library	Hunter Gilbert	DeVine Van Fleet		

THIRD GRADE FRIDAY SCHEDULE

Time	Friday
9:15 - 9:40	Morning Announcements, Morning Meeting, Attendance
9:40 - 10:55	Math Instruction
10:55 - 12:10	ELA Instruction
12:10 - 12:55	<i>Lunch and Recess Time</i>
12:55 - 1:25	Specialists (PE, Music, STEAM, Library) see below
1:25 - 1:55	iReady, Imagine Learning, Extra Support
1:55 - 2:15	SEL/Extra Support
2:15	Early Release

Friday	A Days	B Days	C Days	D Day	E Days
12:55-1:25	9/11 10/16 11/20	9/18 10/23 12/4	9/25 10/30 12/11	10/2 11/6 12/18	10/9 11/13
PE			3rd grade*		
Music				3rd grade*	
STEAM					3rd grade*
Library	3rd grade*				
SEL		3rd grade*			

*all 3rd grade classes

FOURTH GRADE SCHEDULE

Daily Schedule Fourth Grade

Time	Monday-Thursday
9:15 - 9:40	Morning Announcements, Morning Meeting, Attendance
9:40 - 10:55	ELA - Language Arts (Whole group, small group)
10:55 - 12:10	Math - Mathematics (Whole group, small group)
12:10 - 12:55	<i>Lunch and Recess Time</i>
12:55 - 2:00	Science/Writing/SEL
2:00 - 2:15	Recess- Get outside and play!
2:15 - 2:50	iReady, Imagine Learning, Extra Support
2:50 - 3:30	Specialists (PE, Music, STEAM, Library) see below

Specialist	Mon	Tues	Wed	Thurs
PE	Elisara Elston			Stephenson Youtzy
Music	Stephenson Youtzy	Elisara Elston		
STEAM		Stephenson Youtzy	Elisara Elston	
Library			Stephenson Youtzy	Elisara Elston

FOURTH GRADE FRIDAY SCHEDULE

Time	Friday
9:15 - 9:40	Morning Announcements, Morning Meeting, Attendance
9:40 - 10:55	Math Instruction
10:55 - 12:10	ELA Instruction
12:10 - 12:55	<i>Lunch and Recess Time</i>
12:55 - 1:25	Specialists (PE, Music, STEAM, Library) see below
1:25 - 1:55	iReady, Imagine Learning, Extra Support
1:55 - 2:15	SEL/Extra Support
2:15	Early Release

Friday 12:55-1:25	A Days	B Days	C Days	D Day	E Days
	9/11 10/16 11/20	9/18 10/23 12/4	9/25 10/30 12/11	10/2 11/6 12/18	10/9 11/13
PE		4th & 5th grade*			
Music			4th & 5th grade*		
STEAM				4th & 5th grade*	
Library					4th & 5th grade*
SEL	4th & 5th grade*				

*all 4th & 5th grade classes

FIFTH GRADE SCHEDULE

Time	Monday-Thursday
9:15 - 9:40	Morning Announcements, Morning Meeting, Attendance
9:40 - 10:55	Math - Mathematics (Whole group, small group)
10:55 - 12:10	ELA - Language Arts (Whole group, small group)
12:10 - 12:55	<i>Lunch and Recess Time</i>
12:55 - 2:00	Science/Writing/SEL
2:00 - 2:15	Recess- Get outside and play!
2:15 - 2:50	iReady, Imagine Learning, Extra Support
2:50 - 3:30	Specialists (PE, Music, STEAM, Library) see below

Specialist	Mon	Tues	Wed	Thurs
PE		Miller	McKague Moser	
Music			Miller	McKague Moser
STEAM	McKague Moser			Miller
Library	Miller	McKague Moser		

FIFTH GRADE FRIDAY SCHEDULE

Time	Friday
9:15 - 9:40	Morning Announcements, Morning Meeting, Attendance
9:40 - 10:55	Math Instruction
10:55 - 12:10	ELA Instruction
12:10 - 12:55	<i>Lunch and Recess Time</i>
12:55 - 1:25	Specialists (PE, Music, STEAM, Library) see below
1:25 - 1:55	iReady, Imagine Learning, Extra Support
1:55 - 2:15	SEL/Extra Support
2:15	Early Release

Friday 12:55-1:25	A Days 9/11 10/16 11/20	B Days 9/18 10/23 12/4	C Days 9/25 10/30 12/11	D Day 10/2 11/6 12/18	E Days 10/9 11/13
PE		4th & 5th grade*			
Music			4th & 5th grade*		
STEAM				4th & 5th grade*	
Library					4th & 5th grade*
SEL	4th & 5th grade*				

*all 4th & 5th grade classes

Daily Schedule Fifth Grade



Diagnostic Window

9.15.20 - 10.9.20

Kindergarten-5th Grade



Why Take the *i-Ready Diagnostic*?

Remember, the Diagnostic **helps us:**



Find out what your student
already knows



Understand what your students are ready to learn



Provide lessons connecting to our classrooms and grade-level to
help your student grow

Helpful Tips for Parents




Have your student take the diagnostic in a distraction-free setting (including screen) and **do not rush**.



Have students stay logged in on Zoom w/ teacher for diagnostic.











Have students try their best. Parents should not help with questions. (i.e 1st grader ended w/ a 4th gr pathway of questions)









Silver Lake Elementary Quick Reference Guide for Elementary Technology

The following are tech tools your child will access during distance learning. For tech support, please access the parent resources webpage: <https://www.everettsd.org/Page/32723>

Most programs currently use the student number for login. You can use the space below to keep this number on hand. If you point your smartphone's camera at the QR code below, you can access a link to the website for more information.

 	<p>All Everett School District teachers will use Canvas as their learning management system. All learning will be housed within the Canvas platform.</p> <p>Student Access to Canvas – open Chrome (or other internet browser).</p> <ul style="list-style-type: none"> From a district device, students will log on to the computer using their student number. <ul style="list-style-type: none"> Click on the Canvas button to be directed to the teacher's page. From a non-district device, open everettsd.org <ul style="list-style-type: none"> Click on the Students Tab, then click on the Canvas button. <p>Parent Access to Canvas - App:</p> <ul style="list-style-type: none"> parents can track their child's learning using the Canvas for Parents App. This app is available for both Android and iPhone users. Once downloaded, you will be prompted to connect to your child's distance learning classroom.
 	<p>All elementary students will use iReady to provide each individual learner with a personal path toward proficiency in Reading and Mathematics. Students will take diagnostic assessments and then follow a learning progression specially designed to meet individual needs.</p> <p>Student Access to iReady:</p> <ul style="list-style-type: none"> From the district homepage, click on the Students tab. Then, click on the iReady visual. <ul style="list-style-type: none"> Log on using your student number. From Canvas – many teachers will have a link to iReady on their Canvas homepage.
 	<p>Zoom is the video conferencing program that teachers will use for live teaching. There is an online and an app version.</p> <p>Student Access to Zoom:</p> <ul style="list-style-type: none"> There are two ways to enter a meeting: <ul style="list-style-type: none"> Teachers will post Zoom links on their Canvas sites. Click on the link, then type in the meeting password when prompted. From the web: Go to Zoom.us, click 'Join A Meeting', then type in the Meeting ID and Password.
 	

 	<p>Flipgrid & Padlet are applications that allow students to submit responses to discussions and assignments. Flipgrid is for video responses, and Padlet is used mostly for text and photo responses.</p> <p>Student Access to Flipgrid & Padlet:</p> <ul style="list-style-type: none"> Teachers will post a learning question or prompt, along with a link to Flipgrid or Padlet. <ul style="list-style-type: none"> Click on the link, record your response, then submit. Your teacher will review responses before posting – it may take a little while to see a student response.
 	<p>All English Language Learning elementary students will use Imagine Learning to provide each individual learner with a personal path of growth in Reading and Writing. Students follow a learning progression specially designed to meet individual needs.</p> <p>Student Access to IL&L:</p> <ul style="list-style-type: none"> From the district homepage, click on the Students tab. Then, click on the Imagine Learning visual. <ul style="list-style-type: none"> Log on using your student number. From Canvas – many teachers will have a link to Imagine Learning on their Canvas homepage.
 	<p>Seesaw is an application that allows younger students to interact with their teachers and classmates.</p> <p>Student Access to SeeSaw:</p> <ul style="list-style-type: none"> Teachers will post a SeeSaw link in their Canvas Classroom <ul style="list-style-type: none"> Click on the link to open and log in using the student number.

MY CHILD'S STUDENT ID NUMBER IS: _____

Kindergarten ONLINE registration 	Enrollment Information <p>Here is the link to enroll students into Everett Public Schools. All forms can be filled in online.</p>	Free & Reduced Meal Application 	Free or Reduced Lunch Applications <p>Even during virtual learning, your student can still receive a free or reduced cost meal through the school district. Please fill out the application here!</p>
Technology Support 	Technology Support <p>This is a quick video on how to get tech support with your student devices while in distance learning. Here a direct website.</p>	Housing Questionnaire 	Housing Questionnaire <p>If you are currently having difficulty with housing, or are in temporary or transitional housing, please fill out the form here so we can get you support</p>
Student Handbook 	Student Rights and Responsibilities Handbook <p>Students and parents can review the handbook here. A paper acknowledgment form must be returned to the school and is available in the office and during Open House.</p>	Check Grades & Missing Assignments 	Everett Public Schools App/ Gradebook <p>Connect with your student's gradebook to keep up with their attendance and grades.</p>
Get Ready for iReady 	i-Ready Parent Resources <p>i-Ready is a tool used to help students learn and practice their knowledge and skills. Learn more at this site.</p>	Silver Lake Twitter 	Follow Silver Lake Elementary School on Twitter! <p>We will be using our social media accounts to keep the community informed. Check us out on Twitter!</p>

Students: Get Set Up for Success!

Hey Students!

We are super excited to start school with you!

Step 1: Turn on your Chromebook and Log in!

To make sure you are ready for the first day, make sure your device is working properly.

- Turn it on
- Connect to your home WiFi
- Log in

Step 2: Check out our school website! <https://www.everettsd.org/silverlake> and your teacher's Canvas page.

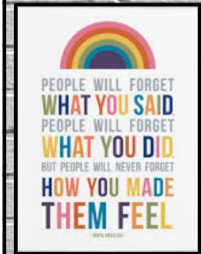

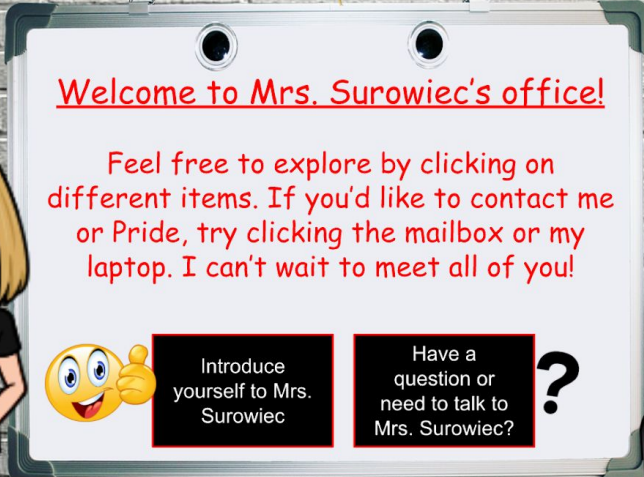
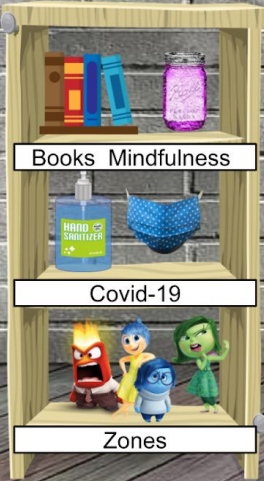



Step 3: Make sure to try all of the Digital Tools

- Canvas
- iReady or Imagine Learning
- Zoom
- SeeSaw (Kindergarten and First Grade)

Step 4: Create an engaging learning space!

- Find a place that has the least distractions with a table or hard surface to place your stuff
- Make sure you have all of your books and supplies close by for activities and assignments
- Make sure your internet works well in that location
- If you Zoom, think about what people will see in the background





Addressing Families Basic Needs

- Basic Needs First
 - Food
 - Shelter
 - Clothing
 - Safety





Set Routines... *even at home*

- **Set a bedtime and stick to it**
 - **Move technology out of sleeping space**
- **Have a morning routine**
- **Post the daily schedule where the family can see it**
- **Come to school *every day and on time***

Carrie Surowiec 425-385-6910
csurowiec@everettsd.org



Help Your Child Succeed in School:
Build the Habit of Good Attendance Early
School success goes hand in hand with good attendance!

DID YOU KNOW?

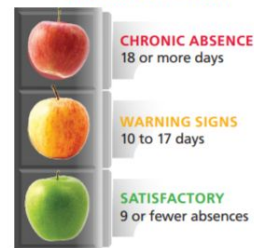
- Starting in kindergarten, too many absences can cause children to fall behind in school.
- Missing 10 percent (or about 18 days) can make it harder to learn to read.
- Students can still fall behind if they miss just a day or two days every few weeks.
- Being late to school may lead to poor attendance.
- Absences can affect the whole classroom if the teacher has to slow down learning to help children catch up.

Attending school regularly helps children feel better about school—and themselves. Start building this habit in preschool so they learn right away that going to school on time, every day is important. Good attendance will help children do well in high school, college, and at work.

WHAT YOU CAN DO

- Set a regular bed time and morning routine.
- Lay out clothes and pack backpacks the night before.
- Find out what day school starts and make sure your child has the required shots.
- Introduce your child to her teachers and classmates before school starts to help her transition.
- Don't let your child stay home unless she is truly sick. Keep in mind complaints of a stomach ache or headache can be a sign of anxiety and not a reason to stay home.
- If your child seems anxious about going to school, talk to teachers, school counselors, or other parents for advice on how to make her feel comfortable and excited about learning.
- Develop back-up plans for getting to school if something comes up. Call on a family member, a neighbor, or another parent.
- Avoid medical appointments and extended trips when school is in session.

When Do Absences Become a Problem?



Note: These numbers assume a 180-day school year.

For more on school readiness, visit attendanceworks.org and reachoutandread.org



Math Coach: Taryn Lofgren
tlofgren@everettsd.org

425-385-6932



Educational
TOYS
Expert

End of Year MATH GOALS

Kindergarten

Counts to 100
Writes 0-20
+ & - within 10

1st Grade

+ & - within 20
Understands place values
(ones & tens)
Measures lengths

2nd Grade

+ & - within 100
Understands place values
(ones, tens & hundreds)
Measures lengths

3rd Grade

x & ÷ within 100
Solves word problems
Understands fractions

4th Grade

Solves word problems
Understands place values
(up to millions)
Compares and orders
fractions

5th Grade

Understands place values
(from millions to thousandths)
+ - x ÷ fractions
Measures volumes
Graphs on a coordinate plane

Ways a Parent Can Help with **MATH**

1

Look for shapes and patterns in real life

2

Have your child measure ingredients for a recipe you are making

3

Ask your child to explain the math skills he or she is working on in school

4

When helping your child with homework or school assignments, ask him or her to explain how he or she got an answer

5

Help your child find some appropriate number and problem-solving games to play online

6

Play card or board games that involve counting or patterns



7

Ask your child to count change at the grocery store, or to estimate the total cost while you are shopping

8

Compare:

Which is the tallest?
...the heaviest?
...the longest?
...the smallest?
...the fastest?
...the hottest?
...the most expensive?

9

Have tools such as a ruler, a scale, a calculator, and a measuring tape available to use in your house

10

Encourage your child to track or graph scores or stats for a favorite sports team

11

Use dice or playing cards to make a game out of practicing math facts



Point out ways math is part of “real” life: money, computers, music, art, construction, cooking...


All around us, every day.



Around the House Manipulatives

The power of using manipulatives is that they let the student **connect mathematical ideas and symbols to physical objects**, thus promoting better understanding.






Free math website links

- [Fun Brain](#)
- [Math Blaster](#)
- [Multiplication](#)
- [Learn Zillion](#)
- [Hooda Math](#)
- [Manga High](#)
- [Math Game Time](#)
- [Math Playground](#)
- [CryptoKids](#)
- [Cool Math Games](#)

Mrs. Wood

Reading/Writing



kwood@everettsd.org

#mswoodreads

Writing



- * Fine motor practice: legos, beads, Fruit Loops necklace, coloring
- * Write your grocery list on paper
- * Embrace Inventive spelling : *hrs* for horse with *“I can’t wait for you to read this to me”*
- * Write a letter: family member, teacher
- * Keep paper available- make lots of paper books
- * Notes to each other on sticky notes
- * Notebook “Journal”

Read With a Child It's the Most Important 20 Minutes of Your Day


Child "A"
reads **20 minutes**
each day
3,600 minutes
in a school year.

Child "B"
reads **5 minutes**
each day
900 minutes
in a school year.

Child "C"
reads **1 minute**
each day
180 minutes
in a school year.



1,800,000 words



282,000 words



8,000 words



20 minutes

Where to get **REAL** books



Mill Creek Library ([Sno-isle library](#))

- Student can get library card online
- Put **REAL** books on hold online
- Pick up books at drive -up

Book Swap with friends

Leave a bag of books on a friend's porch/trade with each other

Silver Lake Elementary

- **Materials Drive Up:** Sept. 25th
 - 1st, 2nd grade get Reach book
 - 3rd Grade a chapter book
 - 4th &5th chapter books on Oct. 2nd

- **SLE Library:** system is being developed for student check out and drive up

20 minutes can look like:

Online Books

Sno-ise library

Epic

Raz-Kids

Reach ngconnect

Reread favorites

Studying and discussing the illustrations

Listen to an audio book together -car trips or cuddled in bed & discuss it

FaceTime or Zoom and child reads to relative

Parent reads the couple chapters of a book to get child started

Child reads a page, parent reads a page

Parent reads a book first then child reads it to you



Feedback and Question Breakout Session- 5 groups

What questions do you still have?

How can we best support your student(s)?

Dates

- Conversation w/ Central Region schools (Dr Lancaster): 9.21.20 5PM – 6PM
- EL and Special Education Info. Night: 9.21.20 6PM – 7PM
- Curriculum Night with teachers: 10.14.20